

Welcome!



Introductions

Year 1

Miss Fowler

Mrs McEwan

Mrs MCGregor

Mrs Trachosas

Year 2

Miss Mackintosh

Miss Williams

Mrs Mulhall

Miss Waldon

Year 3

Mr Holt

Mrs Womack (Mon/Tues)

Miss Nixon (Wed/Thu/Fri)

*Mrs Kew, Mrs Land, Mrs Hodgson, Mrs
Vaughan, Mrs Ryder, Mrs Lyn, Mrs Brown,
Mrs Webster*

Behaviour System



Children names are stuck on the chart so they can be moved around.

- Every morning they will start afresh, on Green.
- They can be moved up to Silver/Gold for good behaviour/work etc. or down to Amber/Red if they make poor choices.
- Amber = warning, Red = timeout, continued bad choices = phase leader.
- Children are to move themselves up/down in order to give them a sense of responsibility.
- If a child reaches Gold by the end of the day = 1 house point. - Silver = praised in front of class.

Behaviour System

COOL OFF CORNER

**Disruptive behaviour
interferes with teaching
and learning:**

- Being disrespectful
- Being defiant
- Being hurtful
- Being aggressive
- Persistent limit testing/arguing



Consequences:

- 1) First warning
- 2) Second warning and 5 minutes time out in class
- 3) 5 minutes time out in another class
- 4) Time out with Miss Stott
- 5) Time out with Mrs Witton
- 6) Mrs Thompson

Housekeeping

- PE

- Please make sure kit is in all week! The days are subject to change.
- Please label everything!
- Year 1 PE days - Wednesday and Thursday
- Year 2 PE days - Monday and Friday
- Year 3 PE days – Tuesday and Wednesday
- Children must have trainers for PE, Blue joggers and shorts with a white or blue t-shirt and a blue sweatshirt for cold weather.

- Independence for all children.

Early Bird - Please allow your child to enter the class by themselves and settle to complete their table activities.

Message for teacher via a note or the class TA.

Housekeeping

- Reading - Each group will read with an adult at least once a week.
 - Please read with your child every night for at least ten minutes and record in their diaries.
 - Children can change books during Early Bird.
- Y1 will be done by teacher.
- Parent volunteers for reading – very welcome! 😊
 - School Life/Website- Please make sure you are signed up for 'Push Notifications' and emails. Also, check the website for topic webs, policies, recent photos etc.
 - Snack/Breaks-
 - Y1 and 2 fruit is provided at morning break.
 - Y3– healthy snacks only please. No crisps, chocolate or sweets.

Housekeeping

Any questions or concerns?

Your first port of call: Class Teacher

- *Either pop in after school or call the office to arrange an appointment*

After speaking to the class teacher:

Phase leader – Miss Mackintosh

- *Please call the school office to arrange an appointment*

Topics

| | Term 1 | Term 2 | Term 3 | Term 4 | Term 5 | Term 6 |
|--------|------------------------|--------------------------------|----------------------------------|--|---|-----------------------|
| Year 1 | We are Family (H/G) | Whiz! Pop! Bang! (H) | Travel and Transport (H) | Dinosaurs (H) | Ahoy There Mateys! (G) | Mini Beasts (S) |
| Year 2 | Superheroes (G) | Great Fire of London (H) | Super Scientist! (S) | Anthony Browne The Tunnel (A) | Castles, Knights and Princesses (G/H) | Rainforests (S/G) |
| Year 3 | Roald Dahl (L) | Healthy Eating (S) | Snow White in New York (G) | Mystical Mayans (H) | Stone Age (H) | Ancient Greece (H) |

Homework

- Y1 and 2 Homework will be to read every night for 10 minutes.
 - Discussing the book and characters.
 - The book can be shared more than once to gain confidence, pace and expression.
 - Please complete diary to show you have read at home.
- Mathematics. Please log on and complete the tasks set each week related to subjects studied in class.
- In addition to this Y3 will also set weekly spellings.

Year 3 Spellings

- Your child will be given spellings to practise every Tuesday.
- These are not spelling lists to learn, but rather rules for your child to understand and put them into practise, using them in the correct context.
- In class, they are expected to write each word independently into a sentence into their class spelling book.
- The number of spellings will gradually increase over the terms with no more than 6-8 words by the summer term.

How can you help?

- Discuss where they have seen or heard this word before.
- Finding them in books, magazines, dictionaries or when out and about.

Letters and Sounds

Phonics

- High quality phonics teaching
- Secure skills of word recognition
- Enable children to read fluently
- Leads to concentration on the meaning of text

Phonics

The English Language

- Made up of 44 phonemes (sounds)
- Represented by 26 letters in 140 combinations
- It's complicated!!

Skills





Blending for reading

- Sh – o – p
- T- ai – l

Segmenting for spelling

- Hearing individual phonemes within a word
- Blending and segmenting are reversible

Phonics Screening for Year 1

| | |
|-----|---|
| ot |  |
| vap |  |
| osk |  |
| ect |  |

'The cat was blak. It had a wiet tayl
and a pinc noas.'

High frequency, tricky and pseudo words

Eg: was, you, her, they, are, all, the, little, said,
there, when, what, have, like

Phase Progression

- 6 phases

Practise our sounds

- Careful and accurate pronunciation

Pseudo – bam, plock, goost

- <http://resources.hwb.wales.gov.uk/VTC/ngfl/ngfl-flash/alphabet-eng/alphabet.htm>

Resources for home

- Display an alphabet poster or chart in the kitchen
- Magnetic letters on the fridge
- Sound mats for use when writing.
- A set of Flashcards of sounds for using in games.
- Good quality story books and Non Fiction books.
- Using chalk, paint, glitter, felt tips to explore writing and mark making.

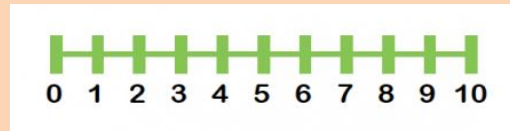
Year 1

Number

In year 1 children will be learning to count up and down in 1's up to 100. Then moving onto counting in 2's, 5's and 10's across numbers to 100. Recall of number facts like; number bonds to 10. doubles and halves up to 10.

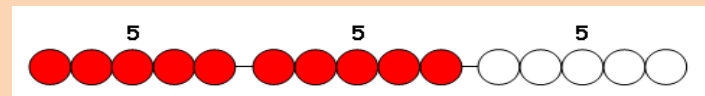

Addition and Subtraction:

We will be using number tracks, number lines and hundred squares to reinforce the skill of adding and subtracting. Children will be taught the relationship between add and subtract as inverse.



Multiply and Divide:

Use objects, pictorial representations and arrays to show the concept of division and multiply. Multiply can be seen as 'lots of' e.g. 2 lots of 4, whereas divide can be seen in terms of grouping and sharing.



Year 2

Number

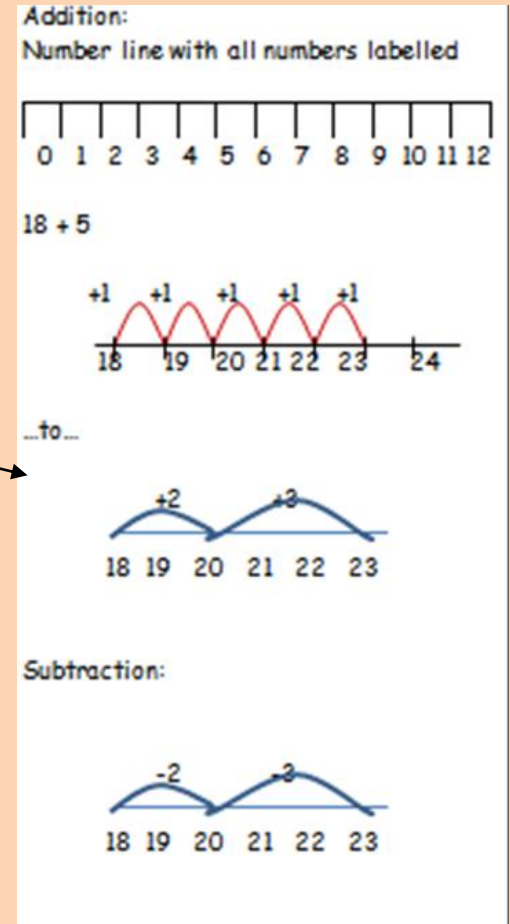
In year 2 children will become more fluent at counting in 2's, 3's, 5's and 10's. They will recall number bonds and facts to 20. They will be able to recall doubles and halves up to 20.

Addition and Subtraction:

In year 2 will develop the children's use of number lines as a method. Initially using number lines to count up and back. Eventually leading to no need of a numbered line, where children make their own choice in size of jump.

Multiply and Divide:

Children will be able to recall multiplication facts from the 2X, 5X and 10X tables. We will then be looking at multiply and divide a repeated addition and repeated subtraction. This will be done through the use of arrays and number lines.



Year 3

Number

In year 3 children will become more fluent at counting in 3s, 4s and 8s . They will be working with numbers up to 1000. They will be working with multiples of 50 up to 1000. Children will also be introduced to decimal numbers to one decimal place.

Addition and Subtraction:

In year 3 children will be taught to add and subtract numbers, mentally, with up to three digits. They will also be taught written methods of addition and subtraction, including working in columns. Children will be encouraged to choose an appropriate strategy to solve calculations, based on the numbers involved.

Multiply and Divide:

Children will learn multiplication facts from the 3X, 4X and 8X tables. They will also learn that division is the inverse of multiplication and vice versa. They will continue to use visual arrays to represent multiplication and division statements. The children will work on mental methods and progress to written methods to multiply two digit numbers by one digit numbers.

Diary Dates

- Year 1 –Grandparent afternoon- Monday 9th October (PM)
- Natural History Museum- Discovering Dinosaurs –Term 4
- Year 2- Workshop/Activity linked to our Castles topic in Term 5.
- Year 3 – Residential to Shortenills on the 30th April for one night.
 - Parent Information meeting at 4pm on 16th November in Y3.
- Roald Dahl Dress up Day- 19th October – letter to follow shortly.
- Parents' Evening 6th and 7Th November





Nativity!!

- Performance provisional dates:
 - Thursday 7th December @ 6pm
 - Friday 8th December @ 2pm
 - These will be full performances in the school hall.
 - Wednesday 13th December @ St Edburgs Church
 - This will be songs in costume. It will not be a full performance.
 - Year 3 will perform with Year 4 still in a production related to detectives and mystery.
 - Tuesday 20th March @6pm
 - Wednesday 21st March @ 6pm
 - Thursday 22nd March @ 2pm